



Shoviv Outlook Password Recovery





Table of Contents

1. About Shoviv Outlook Password Recovery

1.1 Introduction

1.2 System Requirements

2. Installation and Uninstallation

2.1 Installation

2.2 Uninstallation

3. User Interface

3.1 Menu Bar

3.2 Button Used

4. Use Shoviv Outlook Password Recovery

4.1 Recover Outlook Password

5. Download Purchase and Activation

5.1 Free Trail Download

5.2 Purchase and Activation

5.3 Support

6. Legal Notice

6.1 Copyright

6.2 Trademarks

6.3 Disclaimer

6.4 License Agreement



About Shoviv Outlook Password Recovery

The software recovers any length and languages of Password from protected Outlook PST files, it restores forgotten Password as it is your previous up to 4 digits in ASCII. If the protected password is longer than 4 digits ASCII or Multilanguage then PST Password recovery tool will generate maximum 3 new different passwords for your protected PST file, you can implement any one from the generated password and successfully reset or unlock Outlook PST Password.

One stop solution to unlock password protected Outlook PST file and quickly access mailbox with MS Outlook application.

- The software allows you to reset Outlook Password of oversized protected PST file.
 - ANSI & UNICODE Outlook PST Password recovery is quite simple with this tool because it supported up to Outlook 2016 versions.
 - The password could be easily recovered or reset of protected Outlook PST files created by MS Outlook 2016 (both 32 bit and 64 bit)/2013/2010/2003 and other older versions.
 - Instant recovery of MS Outlook Password and display password then unlock protected PST files.
 - Multilingual and Lengthy Outlook PST Password recovery supports.
 - Demo Version supports to reset Outlook PST Password up to 200 MB PST file size without any cost.
 - Software successfully compatible with Windows 2012 and below versions

Convenient Features of Outlook PST Password Recovery Software

Instant or Quick PST Password Recover – The software helps in recovery of data emails from password protected Outlook PST file without any data loss. The software is based on high algorithm thus instantly recover Outlook Password than other tools.



Recover Multilingual and Lengthy Password of PST File – The Outlook Password Recovery software supports to recover any languages of password from protected Outlook PST files. It also unlocks any length of password including string, number, symbol and special character from protected PST files.

Unlock Oversized Outlook PST Password –The software has advanced features that support oversized or large protected Outlook PST file and quickly process them to unlock within a few seconds and display a password that opens your protected Outlook PST file.

Supports All Outlook Editions -MS Outlook PST Password Recovery software supports whole editions of MS Outlook up to 2016 therefore easily reset Outlook Password from ANSI & UNICODE Outlook PST files.

Friendly Graphical User Interface - The software design based on friendly graphical user interface therefore technical & non-technical users can easily understand the process of Outlook PST Password recovery and successfully reset Outlook password.

Supports Windows Platforms – Outlook Password Recovery tools run successfully with all editions of Windows OS including Windows 10 thus users can run on any editions of Windows and successfully reset Outlook PST Password.



System Requirement

Basic System Requirements:

- Pentium Class Processors
- 128 MB RAM
- 100 MB free space for software installation

One of the following operating systems (32/64-bit version):

- Windows® XP Professional
- Windows Server 2000
- Windows Server® 2008 Standard
- Windows Server 2008 Data Center
- Windows Server 2008 Enterprise
- Windows Vista® Business
- Windows Vista Ultimate
- Windows Vista Enterprise
- Windows 7 Professional
- Windows 7 Enterprise
- Windows 7 Ultimate
- Windows 8
- Windows 8 Pro
- Windows 8 Enterprise
- Windows 8 OEM
- Windows 8.1
- Windows 8.1 Pro
- Windows 8.1 Enterprise
- Windows 10 Home
- Windows 10 Pro
- Windows 10 Pro Education
- Windows 10 Enterprise
 - Windows 10 Enterprise LTSC
 - Windows 10 Education



- Windows Server 2012 Foundation
- Windows Server 2012 Essentials
- Windows Server 2012 Standard •
- Windows Server 2012 Datacenter •
- Windows Server 2012 Foundation •
- Windows Server 2012 R2 Foundation •
- Windows Server 2012 R2 Essentials •
- Windows Server 2012 R2 Standard •
- Windows Server 2012 R2 Datacenter •
- Windows Server 2016 Essentials •
- Windows Server 2016 Standard •
- Windows Server 2016 Datacenter

The following virtual environments are supported:

- VMware® Server 1.0x, 2.x
- VMware® Workstation v6.0x for Windows
- Microsoft® Virtual PC 2007
- VMware® ESX 4.0, ESXi

The Following Exchange server supported with Outlook version:

- For Microsoft® Exchange Server 2000 and Microsoft® Exchange Server 2003 (Microsoft Outlook 2000 or higher version of outlook is required).
- For Microsoft® Exchange Server 2007 (Microsoft Outlook 2003, Outlook 2007, or Outlook 2010 is required.)
- For Microsoft® Exchange Server 2010 (Microsoft Outlook 2003 or Outlook 2007 or outlook 2010 is required)



Install Outlook Password Recovery Software

To install the software first make sure that the software installer file is available on your computer. If the file is not available then you can download the file from our website - <http://www.shoviv.com/>

Following are the steps to install the software.

- Double-click the Shoviv Outlook Password Recovery installer file.
- Follow the instructions. When the installation process completes "**Setup Installation Complete**" message appears on the software installation screen..
- Click the '**Finish**' button to launch the software.



Uninstall Outlook Password Recovery Software

There are two methods to Uninstall Shoviv Outlook Password Recovery Software:

1. Uninstall from Windows Start Menu
2. Uninstall from Control Panel

1. Uninstall from Windows Start Menu

- Click **Start -> All Programs -> Shoviv Outlook Password Recovery -> Uninstall Shoviv Outlook Password Recovery**. A warning message will be displayed.
- Click the **Yes** button to continue uninstalling the Shoviv Outlook Password Recovery software. The "**Shoviv Outlook Password Recovery was successfully removed from your computer**" message will be displayed.
- Click the OK button to complete the Shoviv Outlook Password Recovery un-installation process.

2. Uninstall from Control Panel

- Click **Start -> Control Panel**. The Control Panel window will appear.
- Double-click the **Add or Remove Programs** icon. A list of the programs installed on your computer will appear.
- Select **Shoviv Outlook Password Recovery** and click the **Remove** button. A warning message will be displayed.
 - Click the **Yes** button to continue uninstalling the Shoviv Outlook Password Recovery software. The "**Shoviv Outlook Password Recovery was successfully removed from your computer**" message will be displayed.
- Click the OK button to complete the Shoviv Outlook Password Recovery **un-installation** process.



Menu Bar

The menu bar of Shoviv Outlook Password Recovery software has the following main menus:

- File Menu
- Help Menu
- Activation

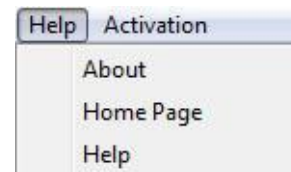
1. File Menu: There are three options.

- **Add PST File:** Select PST file to recover password.
- **Recover Password:** Recovers the forgotten passwords from any version of MS Outlook (both 32 bit and 64 bit) password-protected PST file.
- **Exit:** Close the software



2. Help menu: There are three options.

- **About:** Display information about software.
- **Home page:** Open the Shoviv website in the default web browser.
- **Help:** Help (CHM) manual for Shoviv Outlook PST Recovery Software.



3. Activation: There are two options.

- **Activate:** Software activates using the received activation file or software activate through order number and activation key.
- **Buy Now:** Buy the Software online.

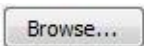




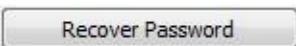
Buttons Used

There are the buttons used in Shoviv Outlook Password Recovery software:


- **Browse:** Lets you browse the PST file from your computer system.



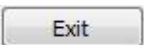
- **Recover Password:** Recover password from selected PST file.



- **Copy:** Password copy to unlock the PST file.



- **Exit:** To exit Shoviv for Outlook Password Recovery.

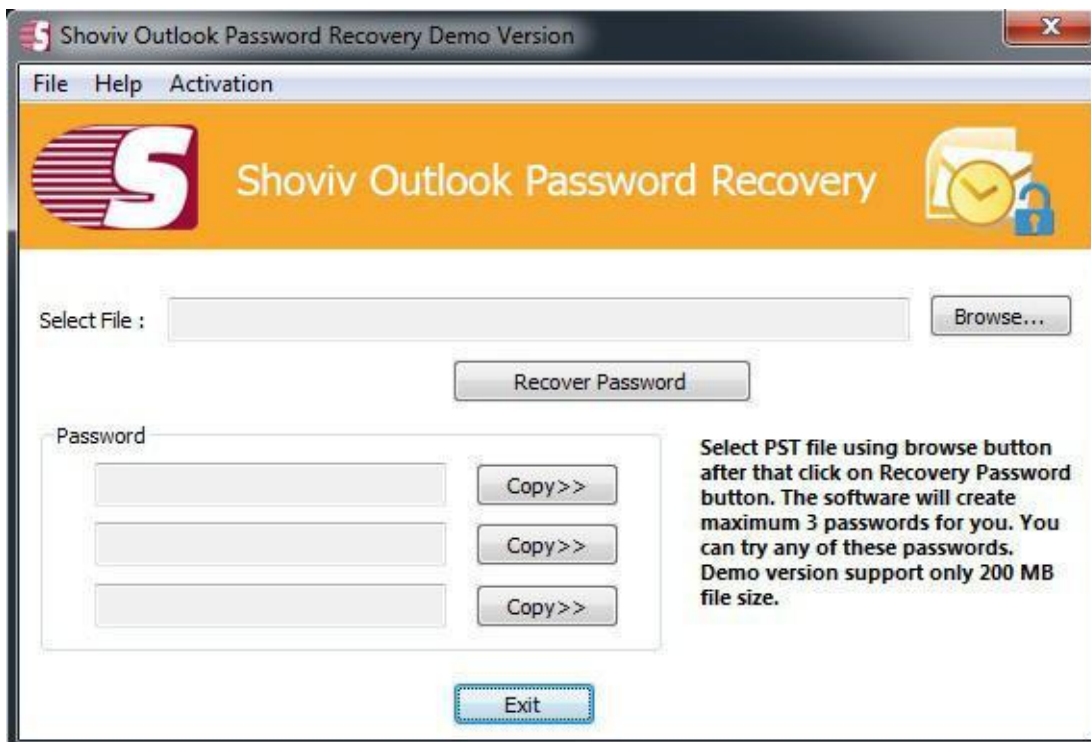




Outlook Password Recovery

The software helps in recovery of data emails from password protected Outlook PST file without any data loss. The software is based on high algorithm thus instantly recover Outlook Password than other tools.

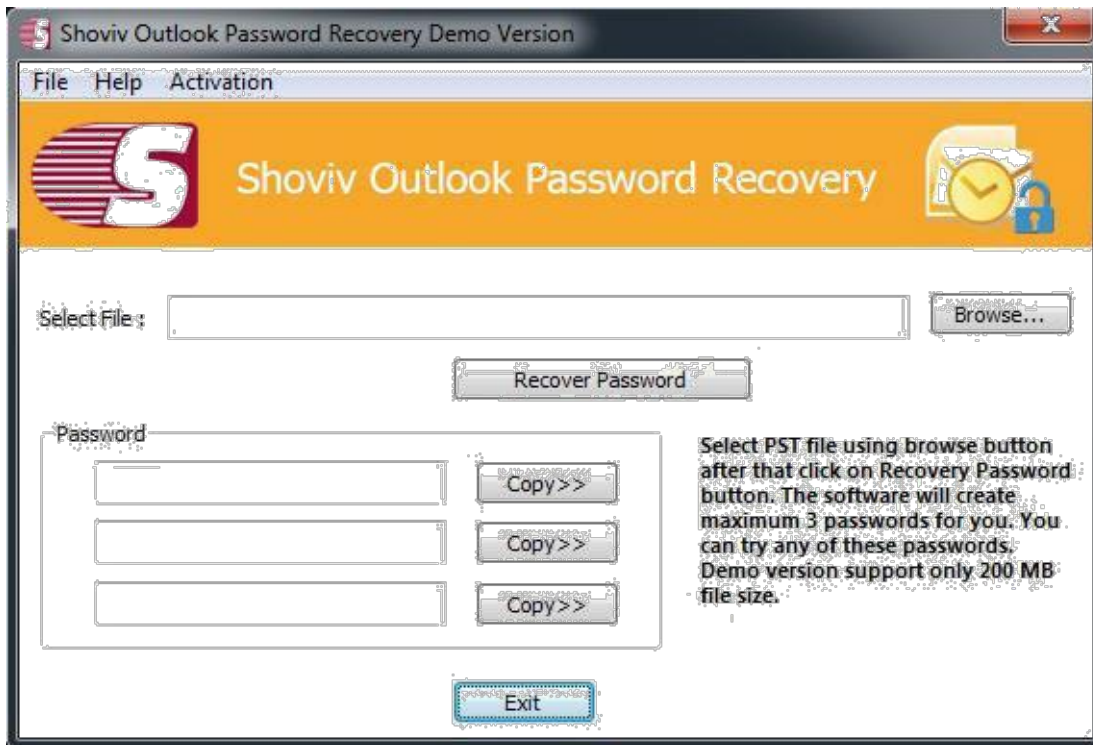
Step: 1 Select PST file using browse button.



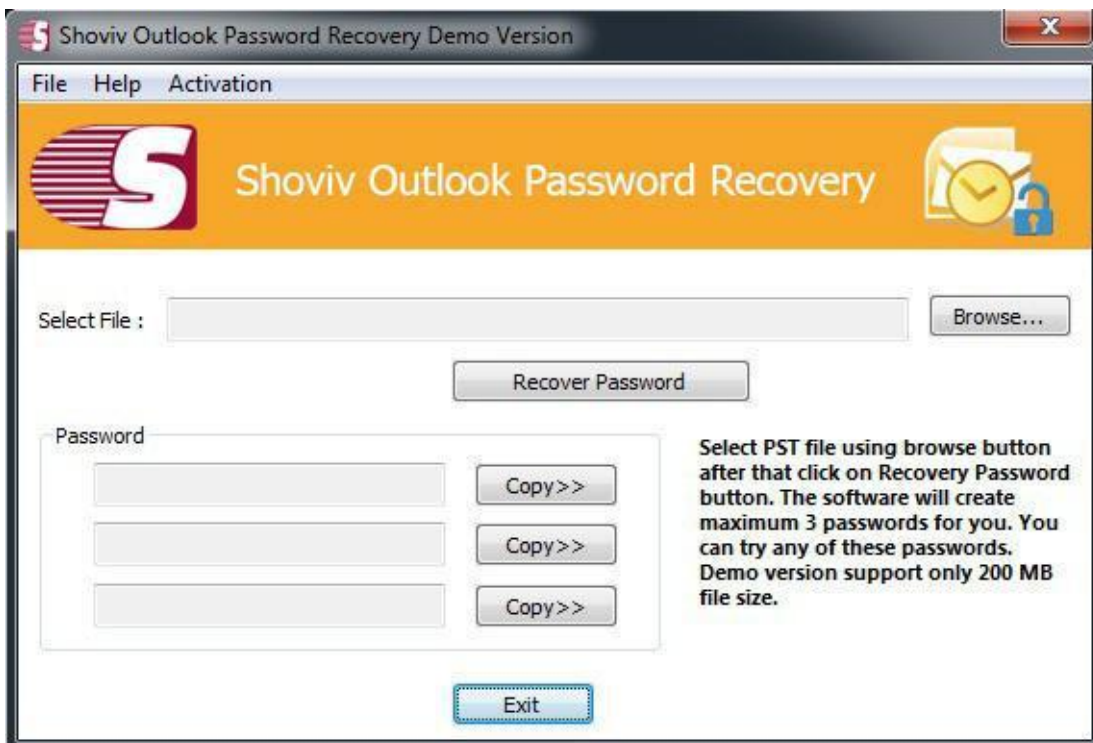
Step: 2 After selecting PST file click on Recover Password button. The software creates maximum 3 passwords for you.



Shoviv Outlook Password Recovery



Step: 3 Use any of these passwords and open your protected PST file without problem.





Free Trial Download

After purchase, you can download the trial version of the software and evaluate the working process. Get an overview of Outlook PST Recovery software free. The user needs to purchase the full version of Shoviv Outlook Password Recovery, which is available at an affordable price.



Purchase and Activation

You must purchase Shoviv Outlook Password Recovery software in order to remove security from large PST file(s). The FREE evaluation version of Shoviv NSF Local Security Removal software can remove security from the NSF file having size up to **200MB** . You can purchase the software through Shoviv Software Pvt. Ltd website: Buy Shoviv NSF Local Security Removal (encrypted and secure site).

Activation - You can activate Shoviv product by two methods.

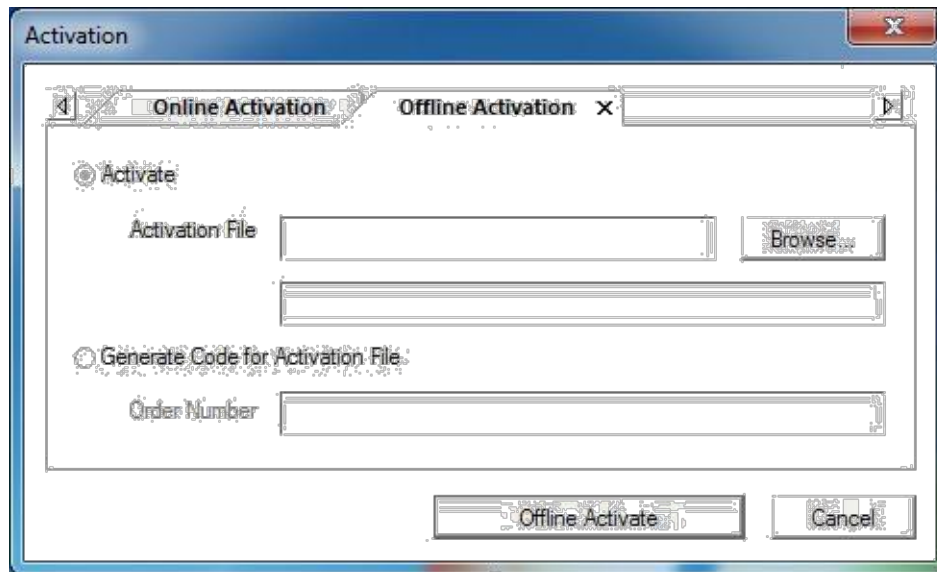
1. **Online Activation**
2. **Offline Activation**

1. Online Activation

The screenshot shows a Windows-style dialog box titled "Activation". It features two tabs: "Online Activation" (which is active) and "Offline Activation". Below the tabs, there are two text input fields. The first is labeled "Order Number" and the second is labeled "Activation Key". At the bottom of the dialog, there are two buttons: "Online Activate" and "Cancel".

When purchase or buy to Shoviv product/software then you will receive an email. Which will have an order number and activation key. By using this option you can activate this product online.

02. Offline Activation



If online activation failed or due to some technical reason you aren't able to activate product then you can use offline activation method. Offline activation has two steps.

- 1. Generate Code for activation file**
- 2. Activate**

1. Generate Code for activation file

You need to enter order number in order number field and then click on generate button. a text file will generate on your desktop, you need to send that file to sales@shoviv.com by using this file we will generate activation file and send it to you on your registered email address within few minutes after receiving email/request.

02. Activate

After receiving activation file sent by Shoviv Software Pvt. Ltd. all you need to do is go to offline activation and browse activation file and click the Offline Activate button.

Payment and Delivery

Purchase the Shoviv software with our authorized resellers which provide numbers of payment options for your ease purchase process - PayPal, FAX, Credit Card, E-Cheque, Pay Order etc.

After making the purchase transaction with our resellers, we send you an email which consists of activation details and download link of the full version comprising of the activation code. This email is sent to the email address which you have used while processing the purchase transaction with our resellers.



Support

We have an efficient support system to assist our customers with all issues related to using Shoviv Outlook Password Recovery. The software comes with an embedded help manual that can be accessed by clicking **Help > Software Help** in the menu-bar. You can also press the F1 key on the keyboard to access the embedded help of Shoviv Outlook Password Recovery.

Copy Right Notice

Shoviv Outlook Password Recovery accompanied user manual and documentation are copyright of Shoviv Software Pvt. Ltd. with all rights reserved. Under the copyright laws, this user manual cannot be reproduced in any form without the prior written permission of Shoviv Software Pvt. Ltd . No Patent Liability is assumed, however, with respect to the use of the information contained herein.

© **Shoviv Software Pvt. Ltd. All rights reserved.**



Trademarks

Shoviv ® is a copyright work of **Shoviv Software Pvt. Ltd.**

Windows 95®, Windows 98®, Windows ME®, Windows NT®, Windows 2000 Server®, Windows 2000 Advanced Server®, Windows 2003 Server®, MS Word® and Windows XP® are registered trademarks of Microsoft Corporation.

All other brand and product names are trademarks or registered trademarks of their respective companies.

Disclaimer

The Information contained in this manual, including but not limited to any product specifications, is subject to change without notice. Shoviv Software Pvt. Ltd. provides no warranty with regard to this manual or any other information contained herein and hereby expressly disclaims any implied warranties of merchantability or fitness for any particular purpose with regard to any of the foregoing. Shoviv Software Pvt. Ltd. assumes no liability for any damages incurred directly or indirectly from any technical or typographical errors or omissions contained herein or for discrepancies between the product and the manual. In no event shall Shoviv Software Pvt. Ltd. be liable for any incidental, consequential special or exemplary damages, whether based on tort, contract or otherwise, arising out of or in connection with this manual or any other information contained herein or the use thereof.



License Agreement

Shoviv Outlook Password Recovery Copyright © Shoviv Software Pvt. Ltd.

All rights reserved.

Your agreement to this license

It is a legal agreement between you and Shoviv software Pvt. Ltd. Term and conditions of the License will brief you the authorized use and users of each licensed copy of the Shoviv Outlook Password Recovery.

Term and conditions are mandatory to accept for become an authorized user, if you do not agree with the Term and conditions then do not copy, install, distribute or use any copy of Shoviv Outlook Password Recovery.

Term and conditions:

You should read the term and conditions carefully before use, install, and copy or distribute the software.

Scope of License

You can use only permitted copy of the software.

Single workstation program

This term refers to a program installed and used only by a single user on a single computer at a time. The Program must not be installed, distributed, shared or used on multiple computers.

Multiple workstation programs

This term refers to a program installed, used, specified no. of computer at a time. Program must not be installed, shared, distribute or used by no. of computers exceed to the authorized limit.

Multimedia File Authorization

The Publisher and licensor reserve all cerebral asset's rights associated to multimedia files that may be given with the program images, audio, video files. License holder can use this file only for personal purpose excluding commercial or any other intended purpose.

Authorization

Shoviv Outlook Password Recovery includes an advance feature to protect it against an unauthorized reproduction. You can make only one copy for backup and contained purpose; you cannot make more than the authorized copies of the Shoviv Outlook Password Recovery.



Activation

To activate the Shoviv Outlook Password Recovery we provide you an Online Activation key and Order number in purchase package, if you face any problem in online activation than we will provide you an offline activation key on request. The Online and offline Activation key is the Publisher's exclusive asset that it is strictly confidential information and must not be shareable with third party. The user commit for the protection of confidentiality of activation key.

Restrictions

All rights are reserved and are not granted in this license. You cannot lease, modify, translate, reverse engineer, decompile, disassemble or get the source code of software.

Legality statement

The program which is licensed to you is absolutely legal and you are the legal owner of the entire file or data you are going to recover through using this software .You have the permission from legitimate owner to perform these acts.

Any illegal use of Shoviv Outlook Password Recovery will be solely your responsibility.

You further attest that recovered data, password or files will not be used for any illegal purpose.

Be aware that password recovery, unauthorized data encryption, illegally obtained file may constitute theft or other wrongful action may result in your civil and criminal prosecution.

About

The license is the complete statement of concurrence between the parties on the subject matter and joins and replaces all other prior understandings, purchase orders, agreement and arrangements. Shoviv software Pvt. Ltd. does not give any benefit to third party and is not responsible for any obligations created by the party. Shoviv Software Pvt. Ltd. will not give you any waiver on violation of this License and you shall neither constitute nor contribute to a waiver.

Copyright © Shoviv Software Pvt. Ltd. All Rights of any kind are reserved by the Shoviv Software Pvt. Ltd. and are not expressly granted in License.