



Shoviv NSF Local Security Removal





Table of Contents

- 1. About Shoviv NSF Local Security Removal**
 - 1.1 Introduction**
 - 1.2 System Requirements**
- 2. Installation and Uninstallation**
 - 2.1 Installation**
 - 2.2 Uninstallation**
- 3. User Interface**
 - 3.1 Menu Bar**
 - 3.2 Buttons Used**
- 4. Use Shoviv NSF Local Security Removal**
 - 4.1 Remove NSF Database Security**
 - 4.2 Undo Changes**
- 5. Download Purchase and Activation**
 - 5.1 Free Trail Download**
 - 5.2 Purchase and Activation**
 - 5.3 Support**
- 6. Legal Notices**
 - 6.1 Copyright**
 - 6.2 Trademarks**
 - 6.3 Disclamier**
 - 6.4 License Agreement**



About Shoviv NSF Local Security Removal

Notes Storage Format (NSF) file is an IBM Lotus Notes database file. The NSF files stores users' emails, notes, contacts, calendars etc. Lotus Notes administrator can apply different access rights to a particular NSF file using access control list (ACL). If any Lotus Notes user does not have permission to access the NSF file then "You are not authorized to access that database" and "You are not authorized to perform that operation" error message(s) are appears on the screen.

Shoviv NSF Local Security Removal software is helpful to you to remove local security from NSF file. This software will not remove encryption from the NSF file.

If you get "**This database has local access protection and you are not authorized to access it locally**" message then Shoviv Local Security Removal cannot fix this problem or cannot remove this message.

Shoviv NSF Local Security Removal is easy to use. You can select the NSF file using browse button. It will take less than a second to remove security from your given NSF file.

After removing security from NSF file. If you face any problem then you can undo the changes in NSF file using undo button.

Undo option is not applicable when:

- If you close the application.
 - If you select new NSF file using browse button.

Support all version of Lotus Notes NSF file.

Support all version of window operating system.

Demo version can not remove local security from the NSF file if file size is greater than 5 MB.

Before removing security please take back up of the NSF file.



System Requirement

Basic System Requirements:

- Pentium Class Processors
 - 128 MB RAM
 - 100 MB free space for software installation

One of the following operating systems (32/64-bit version):

- Windows® XP Professional
- Windows Server 2000
- Windows Server® 2008 Standard
- Windows Server 2008 Data Center
- Windows Server 2008 Enterprise
- Windows Vista® Business
- Windows Vista Ultimate
- Windows Vista Enterprise
- Windows 7 Professional
- Windows 7 Enterprise
- Windows 7 Ultimate
- Windows 8
- Windows 8 Pro
- Windows 8 Enterprise
- Windows 8 OEM
- Windows 8.1
- Windows 8.1 Pro
- Windows 8.1 Enterprise
- Windows 10 Home
- Windows 10 Pro
- Windows 10 Pro Education
- Windows 10 Enterprise



- Windows 10 Enterprise LTSC
- Windows 10 Education
- Windows Server 2012 Foundation
- Windows Server 2012 Essentials
- Windows Server 2012 Standard
- Windows Server 2012 Datacenter
- Windows Server 2012 Foundation
- Windows Server 2012 R2 Foundation
- Windows Server 2012 R2 Essentials
- Windows Server 2012 R2 Standard
- Windows Server 2012 R2 Datacenter
- Windows Server 2016 Essentials
- Windows Server 2016 Standard
- Windows Server 2016 Datacenter

The following virtual environments are supported:

- VMware® Server 1.0x, 2.x
- VMware® Workstation v6.0x for Windows
- Microsoft® Virtual PC 2007
- VMware® ESX 4.0, ESXi



Install NSF Local Security Removal Software

To install the software first make sure that the software installer file is available on your computer. If the file is not available then you can download the file from our website - <http://www.shoviv.com/>

Following are the steps to install the software.

- Double-click the Shoviv NSF Local Security Removal installer file.
- Follow the instructions. When the installation process completes "**Setup Installation Complete**" message appears on the software installation screen..
- Click the "**Finish**" button to launch the software.



Uninstall NSF Local Security Removal Software

There are two methods to Uninstall Shoviv NSF Local Security Removal Software:

- Uninstall from Windows Start Menu
- Uninstall from Control Panel

Uninstall from Windows Start Menu

- Click **Start -> All Programs -> Shoviv for NSF Local Security Removal -> Uninstall Shoviv for NSF Local Security Removal**. A warning message will be displayed.
- Click the Yes button to continue uninstalling the Shoviv for NSF Local Security Removal software. The **“Shoviv NSF Local Security Removal was successfully removed from your computer”** message will be displayed.
- Click the OK button to complete the Shoviv NSF Local Security Removal un-installation process.

Uninstall from Control Panel

- Click Start -> Control Panel. The Control Panel window appears.
- Double-click the Add or Remove Programs icon. A list of the programs installed on your computer appears.
- Select Shoviv NSF Local Security Removal and click the Remove button. A warning message will be displayed.
- Click the Yes button to continue uninstalling the Shoviv NSF Local Security Removal software. The **“Shoviv NSF Local Security Removal was successfully removed from your computer”** message will be displayed.
- Click the OK button to complete the Shoviv NSF Local Security Removal un-installation process.



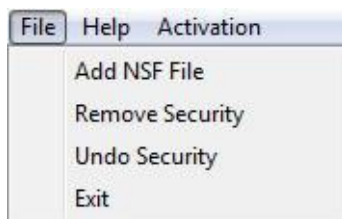
Menu Bar

Menu bar of Shoviv NSF Local Security Removal software has the following main menus:

- File Menu
- Help Menu
- Activation

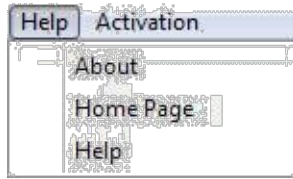
1. File Menu: There are four options

- **Select File:** Opens the “**Select file for Local Security Removal**” dialog box to let you select the NSF file from which you want to remove access rights.
- **Remove Security:** Removes local securities from the selected NSF file
- **Undo:** Click the undo button to go back.
- **Exit:** Close the software



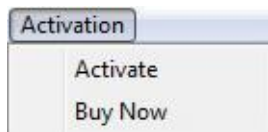
2. Help menu: There are three options;

- **About:** Close the software.
- **Software home page:** Opens the “**Select file for Local Security Removal**” dialog box to let you select the NSF file from which you want to remove access rights.
- **Software Help:** Removes local securities from the selected NSF file.



3. Activation: Software activate using the received activation file. There are two option :

- **Activate:** Click to activate the software.
- **Buy Now:** Buy for software click here.

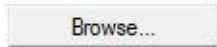




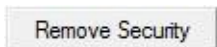
Buttons Used

There are the buttons used in Shoviv NSF Local Security Removal software:

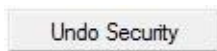
- **Browse:** Lets you browse the NSF file from your computer system.



- **Remove local security from selected database:** Removes security from the listed, NSF file



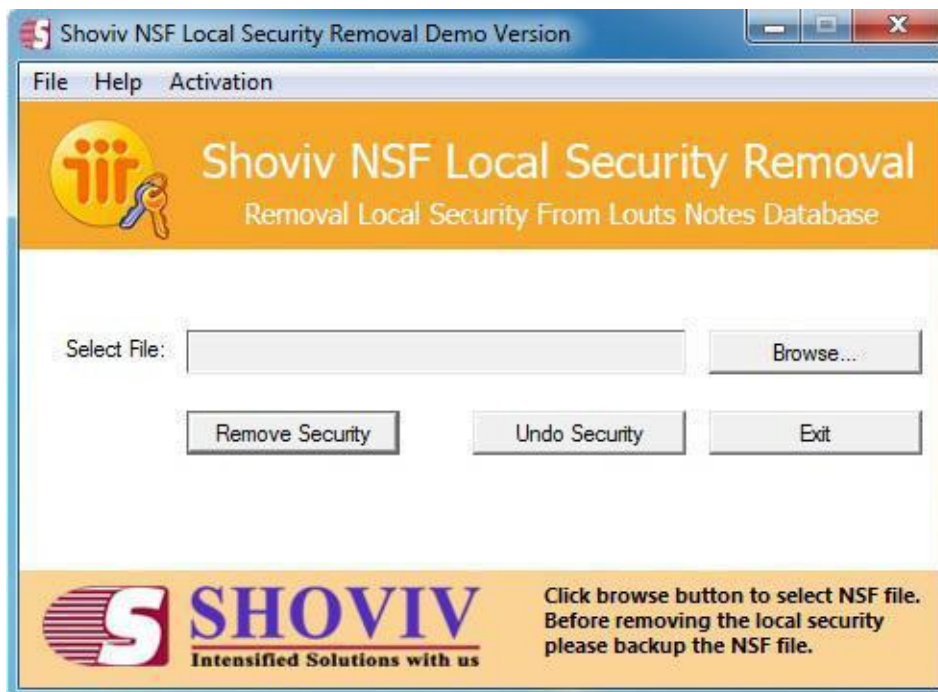
- **Undo changes:** Helps to Undo Changes done with Shoviv for NSF Local Security Removal.





Remove NSF Database Security

Notes Storage Format (NSF) file is an IBM Lotus Notes database file. The NSF files stores users' emails, notes, contacts, calendar, etc. Lotus Notes administer can apply different access rights to a particular NSF file suing access control list (ACL). If any Lotus Notes user does not have permission to access the NSF files, then **"You are not authorized to access that database"** and **"You are not authorized to perform that operation"** error message(s) appear on the screen.



There are following steps to remove security from NSF file:

1. **Click Start → All Programs -> Shoviv NSF Local Security Removal > Shoviv NSF Local Security Removal** to launch the software. The software home window appears:
 - Click the Browse button to select the NSF file from which you want to remove the security. The **"Select file for Local Security Removal "** dialog box appears:



Shoviv NSF Local Security Removal

- Select the desired file and click the Open button. The selected NSF file appears in the Select File field:
- Click the Remove local security from selected database button. The “**Save Undo file**” dialog box appears:
- Specify the desired name to save the **.SV** file on your computer. This **.SV** file helps to undo the changes of NSF file which are implemented with Shoviv NSF Local Security Removal software.
- Click the Save button. The “**Local Security Removed successfully**” message appears:
- The applied securities of the NSF file have been removed by the software. Click the OK button to close the dialog box.



Undo Change

When things go wrong and you need to Undo the changes done by Shoviv NSF Local Security Removal, then you can utilize the Undo Changes feature from **Tools > Undo Changes**

This option is recommended for situations when

- NSF file does not opens up in Lotus Notes,
- The error message is different other than handled by the software, or
- You mistakenly downloaded Shoviv for NSF Local Security Removal to remove encryption from NSF files

Free Trial Download

Shoviv NSF Local Security Removal Software is available free for the trial version. It is fully functional. Demo version cannot remove local security from the NSF file if the file size is greater than 5 MB. To remove security from the large NSF file(s), the user needs to purchase Full version Shoviv NSF Local Security Removal.



Purchase and Activation

You must purchase Shoviv NSF Local Security Removal software in order to remove security from large NSF file(s). The FREE evaluation version of Shoviv NSF Local Security Removal software can remove security from the NSF file having size up to **50MB** . You can purchase the software through Shoviv Software Pvt. Ltd website: Buy Shoviv NSF Local Security Removal (encrypted and secure site).

Activation - You can activate Shoviv product by two methods.

1. **Online Activation**
2. **Offline Activation**

1. Online Activation

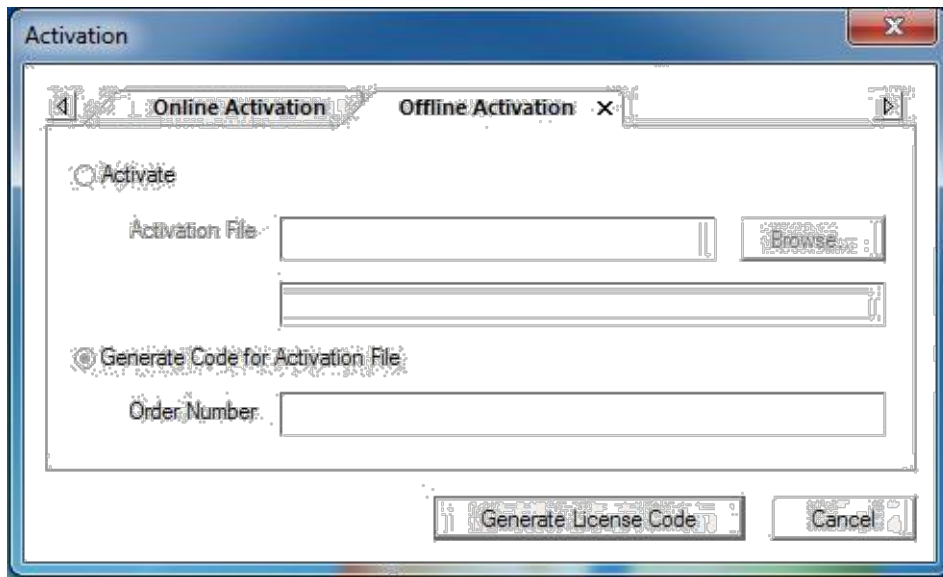
The screenshot shows a Windows-style dialog box titled "Activation". It has two tabs: "Online Activation" (which is selected) and "Offline Activation". Inside the dialog, there are two text input fields. The first is labeled "Order Number" and the second is labeled "Activation Key". At the bottom of the dialog, there are two buttons: "Online Activate" and "Cancel".

When purchase or buy to Shoviv product/software then you will receive an email. Which will have an order number and activation key. By using this option you can activate this product online.

02. Offline Activation

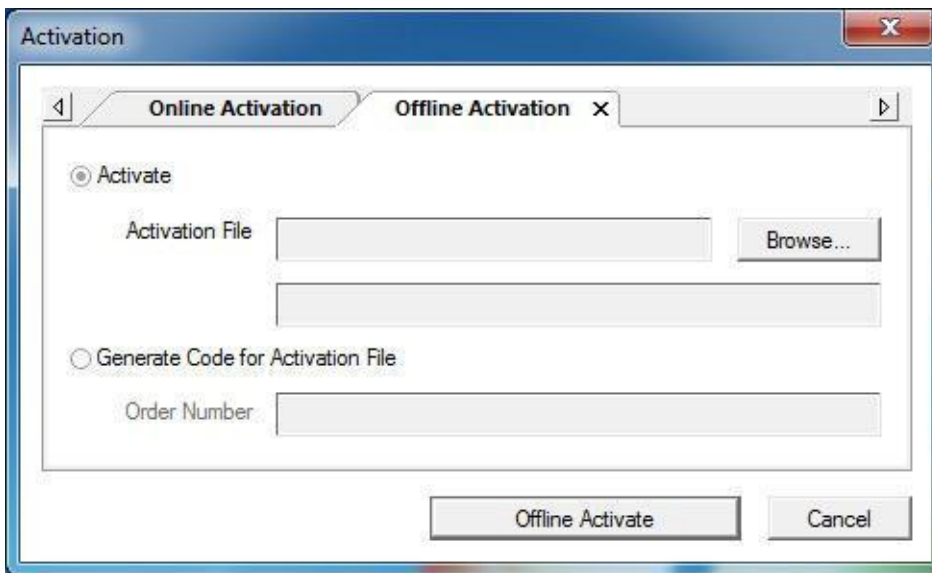
If online activation failed or due to some technical reason you aren't abling to activate product then you can use offline activation method. Offline activation has two steps.

1. **Generate Code for activation file**
 2. **Activate**
1. **Generate Code for activation file**



You need to enter order number in order number field and then click on generate license code button. a text file will generate on your desktop, you need to send that file to sales@shoviv.com by using this file we will generate activation file and send it to you on your registered email address within few minutes after receiving email/request.

02. Activate



After receiving activation file sent by Shoviv Software Pvt. Ltd. all you need to do is go to offline activation and browse activation file and hit the Offline Activate button.



Payment and Delivery

Purchase the Shoviv software with our authorized resellers which provide numbers of payment options for your ease purchase process - PayPal, FAX, Credit Card, E-Cheque, Pay Order etc.

After making the purchase transaction with our resellers, we send you an email which consists of activation details and download link of the full version comprising of the activation code. This email is sent to the email address which you have used while processing the purchase transaction with our resellers.



Support

We have an efficient support system to assist our customers with all issues related to using Shoviv NSF Local Security Removal. The software comes with an embedded help manual that can be accessed by clicking **Help> Software Help** in the menu-bar. You can also press the F1 key on the keyboard of your computer to access the embedded help of Kernel for NSF Local Security Removal.

Copy Right Notice

Shoviv NSF Local Security Removal accompanied user manual and documentation are copyright of Shoviv Software Pvt. Ltd. with all rights reserved. Under the copyright laws, this user manual cannot be reproduced in any form without the prior written permission of Shoviv Software Pvt. Ltd . No Patent Liability is assumed, however, with respect to the use of the information contained herein.

© **Shoviv Software Pvt. Ltd. All rights reserved.**



Trademarks

Shoviv ® is a copyright work of **Shoviv Software Pvt. Ltd.**

Windows 95®, Windows 98®, Windows ME®, Windows NT®, Windows 2000 Server®, Windows 2000 Advanced Server®, Windows 2003 Server®, MS Word® and Windows XP® are registered trademarks of Microsoft Corporation.

All other brand and product names are trademarks or registered trademarks of their respective companies.

Disclaimer

The Information contained in this manual, including but not limited to any product specifications, is subject to change without notice. Shoviv Software Pvt. Ltd. provides no warranty with regard to this manual or any other information contained herein and hereby expressly disclaims any implied warranties of merchantability or fitness for any particular purpose with regard to any of the foregoing. Shoviv Software Pvt. Ltd. assumes no liability for any damages incurred directly or indirectly from any technical or typographical errors or omissions contained herein or for discrepancies between the product and the manual. In no event shall Shoviv Software Pvt. Ltd. be liable for any incidental, consequential special or exemplary damages, whether based on tort, contract or otherwise, arising out of or in connection with this manual or any other information contained herein or the use thereof.



License Agreement

Your Agreement To This license

Please carefully read the following terms and conditions before using, installing or Distributing this software, unless you have a different license agreement signed by Shoviv Software Pvt. Ltd. Your agreement to all of the terms and conditions of this License is mandatory if you are not agree to the terms and conditions, then: do not copy, install, Distribute or use any copy of the software with which this License is included.

Single Workstation Program

The term means a **PROGRAM** that may be installed and used only by a single **USER** on a single computer at any one time. Consequently the **PROGRAM** must not be installed, displayed, shared or used concomitantly from the computer or on distinct computers.

Multiple Workstation Program

The term means a **PROGRAM** that may be installed and used by a specified number of **USERS** representing an equivalent number of computers. The **PROGRAM** must not be installed, displayed, shared or used from or on a number of computers greater than the number of workstations authorized.

Ownership / Restrictions

CONCERNING THE PROGRAM The **PUBLISHER** reserves all rights, of any kind whatsoever, not expressly granted under the **LICENSE**. Modifying, adapting, translating, decomposing or undertaking and inverse engineering, disassembling or attempting to find out the source code of the **PROGRAM** is strictly prohibited.

Concerning The Multimedia Files Provided With The Software

The **PUBLISHER** and its licensor(s) reserve all their intellectual property rights pertaining to multimedia files that may provided with the **PROGRAM**: without limitation, images, audio or video files. The use of these files is reserved for the personal use of the **LICENSE** holder, excluding any other use and in particular (a) for commercial use, or (b) if the **PROGRAM** is not used for the intended purpose.

Protection Against Copying - Activation Key - Verification Measures

The **PROGRAM** may include technological measures to protect it against copying in order to prevent any unauthorized reproduction. In accordance with the law, the **USER** must not circumvent or attempt to circumvent any protective measures against unauthorized copying.

Activation or running the **PROGRAM** beyond a certain period of time may require the entry of an activation key previously supplied to the **USER**. The **USER** recognizes that the activation key is the **PUBLISHER(S)** exclusive property, that it is strictly confidential information and that, consequently, it must not be disclosed to



the third parties. The **USER** undertakes to implement all means available and to act in good faith in order to protect the confidentiality of the activation key.

As part of measures for verifying the use of the activation keys, when an internet connection is open the **PROGRAM** may test the validity of the key used for the **PROGRAM** on the site of the **USER** computer. During this test, statistical information only is sent to the **PUBLISHER** no nominative information and/or any information this is not directly related to the **SOFTWARE** activation key is sent to the **PUBLISHER(S)** or to the third parties.

General

This License is the complete statement of the agreement between the parties on the subject matter and merges and supersedes all other or prior understandings, purchase orders, agreements, and arrangements. This License shall be governed by the laws of the State of Uttarakhand. Exclusive jurisdiction and venue for all matters relating to this License shall be in courts and for a located in the State of Uttarakhand, and you consent to such jurisdiction and venue. There are no third party beneficiaries of any promises, obligations or representations made by Shoviv Software Pvt. Ltd. herein. Any waiver by Shoviv Software Pvt. Ltd. of any violation of this License by you shall not constitute, nor contribute to, a waiver by Shoviv Software Pvt. Ltd. of any other or future violation of the same provision, or any other provision, of this License.

The term means a **PROGRAM** that may be installed and used only by a single **USER** on a single computer at any one time. Consequently the **PROGRAM** must not be installed, displayed, shared or used concomitantly from the computer or on distinct computers.

Copyright © by Shoviv Software Pvt. Ltd. All rights reserved.

Please carefully read the following terms and conditions carefully before installing or distributing this software, unless you have a different license agreement signed by Shoviv Software Pvt. Ltd. You should purposefully log on the in imitation of terms and conditions by now using, installing or Distributing this software unless you have a rotate license taking a new signed by Shoviv Software Pvt. Ltd.